


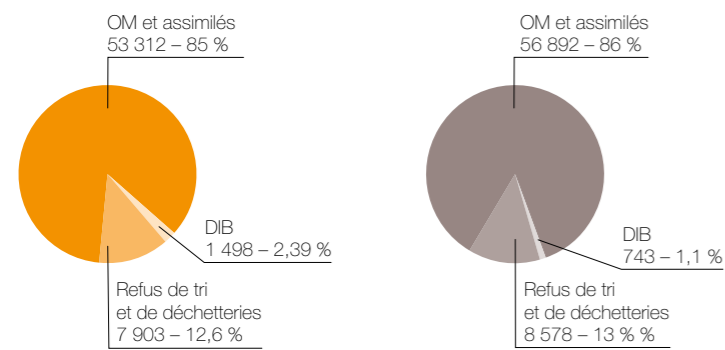
# Grimsby

## USINE D'INCINÉRATION

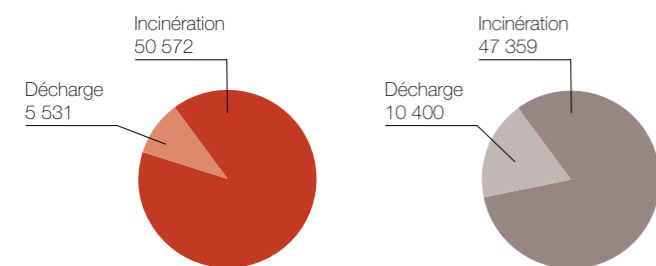
### Total des déchets reçus (t)



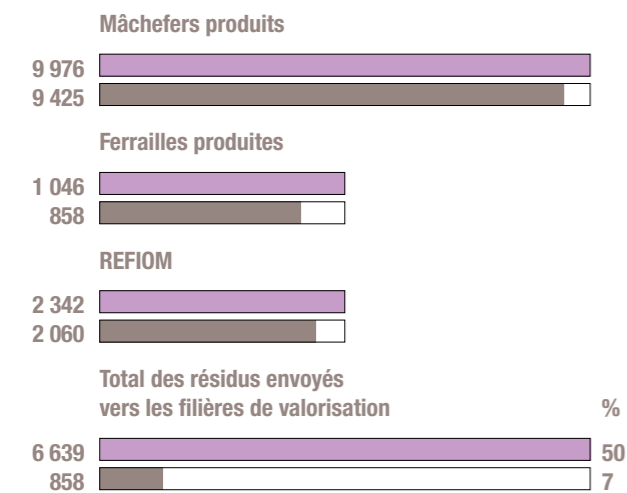
### Nature des déchets reçus (t)



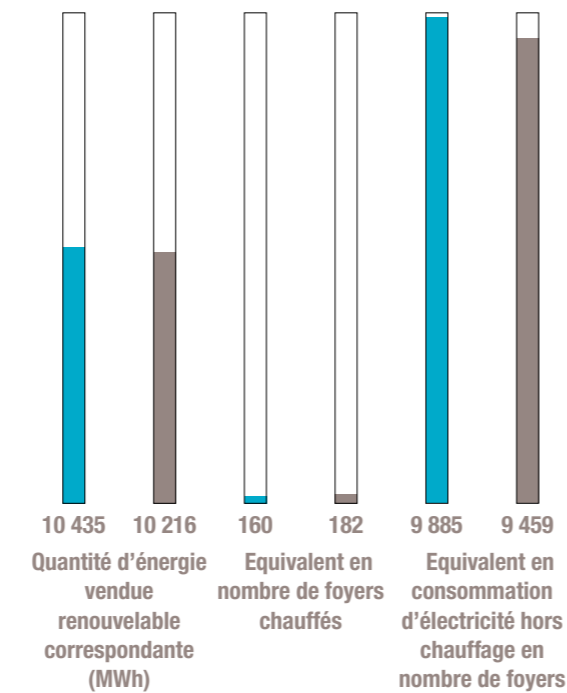
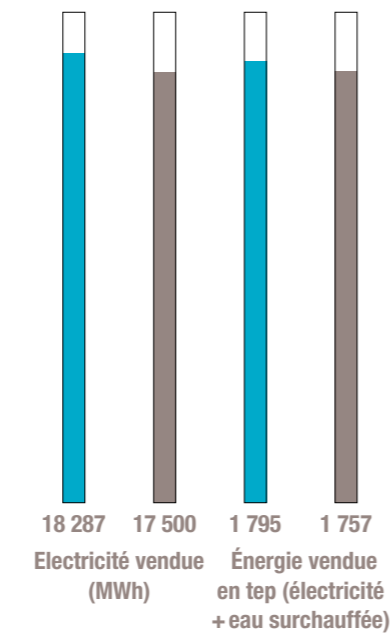
### Devenir des déchets reçus (t)



### Sous-produits solides (t)



## Valorisation énergétique




## Traitement des fumées

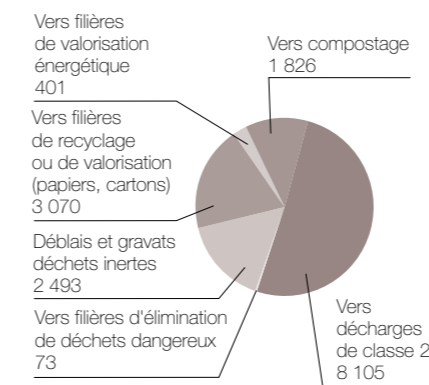
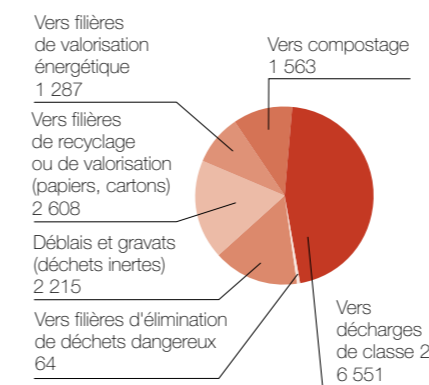
	Concentration moyenne 2008	Seuil réglementaire	Flux annuel 2008
Dioxines	0,004 ng/Nm <sup>3</sup>	0,1 ng/Nm <sup>3</sup>	0,001 g/an
NOx (type SNCR)	191,95 mg/Nm <sup>3</sup>	200 mg/Nm <sup>3</sup>	63,09 t/an
SO <sub>2</sub>	3,39 mg/Nm <sup>3</sup>	50 mg/Nm <sup>3</sup>	1,11 t/an
HCl	2,74 mg/Nm <sup>3</sup>	10 mg/Nm <sup>3</sup>	1,20 t/an
Poussières	4,76 mg/Nm <sup>3</sup>	10 mg/Nm <sup>3</sup>	1,79 t/an

## COLLECTE - DÉCHETTERIE - APPORT VOLONTAIRE

### Total des déchets reçus (t)

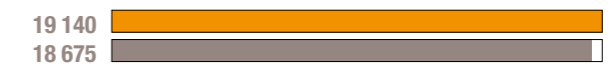


### Devenir des déchets reçus (t)

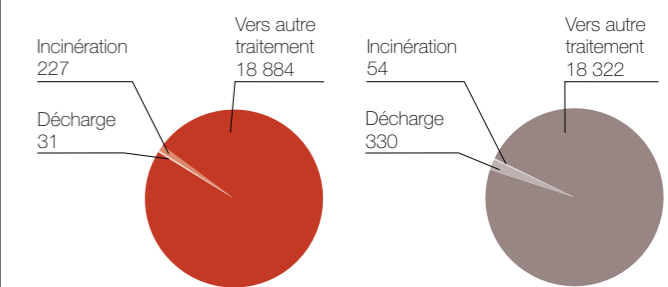


## CENTRE DE TRANSFERT DE DÉCHETS MÉNAGERS OU ASSIMILÉS

### Total des déchets reçus (t)





### Devenir des déchets reçus (t)



## CENTRE DE COMPOSTAGE

### Total des déchets reçus (t)



## LÉGENDE

Chiffres 2008 ■ Chiffres 2007 ■